



**ENLIT**

**SELECTION 2018**





# PLANK

Suspended LED luminaire for efficient office lighting



## GENERAL CHARACTERISTICS

- high light transmission of microprismatic diffuser
- choice from more optical systems
- excellent lighting characteristics
- quality OSRAM LED technology - 173lm/W
- passive cooling
- high luminous efficiency, low power consumption
- high colour rendering index (CRI>80)
- available in 3000K and 4000K
- considerate to environment – without mercury content
- harmless towards illuminated objects – zero UV and IR radiation
- long lifetime 50.000 hours (L70/B50)
- application areas – offices, classrooms, banks, stores, corridors, showrooms, meeting rooms

## VALUE FOR PRICE

- 1 last generation LED modules with high luminous efficiency
- 2 2 lighting characteristics – direct and direct/indirect
- 3 the most advanced LED technology available: Tunable White 3000K - 6000K
- 4 extra high colour rendering index CRI>90 available
- 5 microprismatic diffuser, or double parabolic louvre for maximum visual comfort
- 6 different colours of housing available on request, including exclusive colour finish (e.g. matt black, grey microstructure and similar)
- 7 product fully manufactured and assembled in Slovakia

## SUITABLE FOR LIGHTING OF WORKSTATIONS WITH DISPLAY SCREENS

Luminance of light emitting area is in accordance with EN 12464-1: Light and lighting – lighting of indoor workplaces.  
Luminance of light emitting area do not exceed the value of 1500cd/m<sup>2</sup> in limit angle 65°, value UGR<19.

## TWO CIRCUITS FOR INDEPENDENT CONTROL OF LIGHT DISTRIBUTION

PLANK DIR/INDIR could be optionally equipped with two independent drivers, thus enabling independent control of direct and indirect part of luminous flux distribution.

Suspended luminaire PLANK is characterized by clean lines and low profile. Depending upon the specific version it offers whether direct or combination of direct and indirect luminous flux distribution.

Plank is fulfilling demanding requirements for energy efficiency and visual comfort at the same time.



# PLANK

## DIR, DIR/INDIR



Suspended luminaire with high efficient LED modules, primary designed for energy efficient illumination of office areas. Optical system created by microprismatic diffuser provides pleasant diffuse lighting characteristics.

Luminaire housing made of 0,8mm sheet steel, white powder coated finish RAL9003 (white), RAL 9006 (grey), RAL9005 (black) as a standard. Luminaire is designed for suspended installation.

Lamp	LED
Cooling	PASSIVE
Class	I
Ingress protection	IP40
Weight	5,2 kg

### INSTALLATION TYPE

- SUS – suspended LED luminaire

### OPTICAL SYSTEM

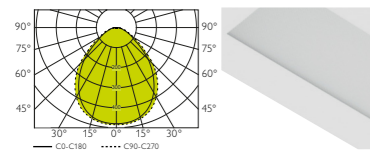
- DMP – microprismatic diffuser made of PMMA, semi-wide beam angle, increased glare prevention from side view

### ELECTRICAL EQUIPMENT

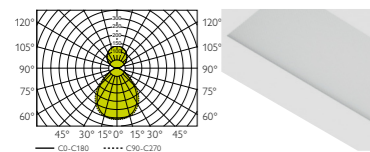
- electronic LED driver
- 4xLED module fixed at the bottom of luminaire housing

### OPTIONAL EQUIPMENT

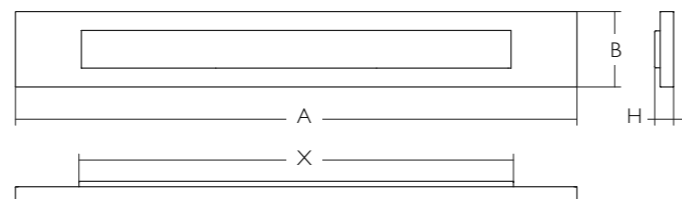
- HNT 05 - adjustable Y suspensions (two fixing points)
- pullswitch



PLANK DIR



PLANK DIR/INDIR



Type*	System power (W)	Equivalent	A/X (mm)	B (mm)	H (mm)	kg
PLANK DIR LED 4200lm	41	2x28W T5	1490/1160	200	50/36	5,2
PLANK DIR TW LED 4100lm	41	2x28W T5	1490/1160	200	50/36	5,2
PLANK DIR/INDIR LED 5040lm	48	2x28W T5	1490/1160	200	50/36	5,2
PLANK DIR/INDIR 2C LED 3150+2300lm	48	2x28W T5	1490/1160	200	50/36	5,4
PLANK DIR/INDIR TW LED 4100lm	41	2x28W T5	1490/1160	200	50/36	5,2

\*net lumen output of the luminaire by 4000K

2C - two circuits, separate control of DIR and INDIR part

CODE TYPE SPECIFICATION

CODE	TYPE	specification					
		cct	optics	cri	control gear	colour	accessories
PL00SUS0LE04200	PLANK DIR LED 4200lm	4000K	DMP	80	ECG	white	HNT 05
PL10SUS0LE04100	PLANK DIR/INDIR LED 4100lm	3000K		90	DALI	grey	pullswitch
PL12SUS0LE05450	PLANK DIR/INDIR 2C LED 3150+2300lm	Tunable White				black	
PL01SUS0LE05040	PLANK DIR TW LED 5040lm	2700K - 6500K					
PL11SUS0LE04100	PLANK DIR/INDIR TW LED 4100lm						

# PLANK

## L DIR/INDIR



Lamp	LED
Cooling	PASSIVE
Class	I
Ingress protection	IP40
Weight	4,6-4,9 kg

### INSTALLATION TYPE

- SUS – suspended LED luminaire

### OPTICAL SYSTEM

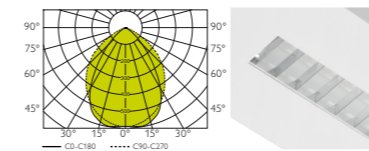
- PML (parabolic matt louvre) – matt, anodized aluminium, double parabolic louvre

### ELECTRICAL EQUIPMENT

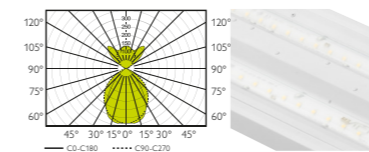
- one or two electronic LED drivers
- last generation linear LED modules fixed at the bottom of luminaire housing

### OPTIONAL EQUIPMENT

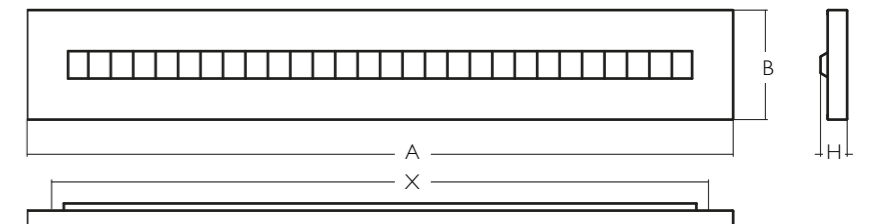
- pullswitch



PLANK L DIR



PLANK L DIR/INDIR



Type*	System power (W)	Equivalent	A/X (mm)	B (mm)	H (mm)	kg
PLANK L DIR LED 3100lm	30	1x54W T5	1316/1200	200	50/36	4,6
PLANK L DIR TW LED 4100lm	41	2x28W T5	1316/1200	200	50/36	4,6
PLANK L DIR/INDIR LED 5300lm	43	2x28W T5	1316/1200	200	50/36	4,8
PLANK L DIR/INDIR 2C LED 3000+2300lm	43	2x28W T5	1316/1200	200	50/36	4,9

\*net lumen output of the luminaire by 4000K

2C - two circuits, separate control of DIR and INDIR part

CODE TYPE SPECIFICATION

CODE	TYPE	specification					
		cct	optics	cri	control gear	colour	accessories
PL40SUS0LE03100	PLANK L DIR LED 3100lm	4000K	DMP	80	ECG	white	pullswitch
PL41SUS0LE04100	PLANK L DIR TW LED 4100lm	3000K		90	DALI	grey	
PL50SUS0LE05300	PLANK L DIR/INDIR LED 5300lm	Tunable White				black	
PL52SUS0LE05300	PLANK L DIR/INDIR 2C LED 3000+2300lm	2700K - 6500K					



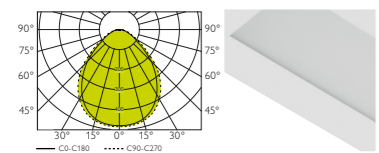
# PLANK

## SHORT DIR, SHORT DIR/INDIR

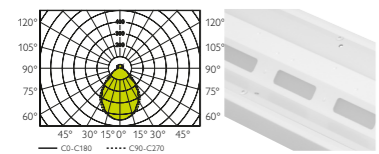
Suspended luminaire with high efficient LED modules, primary designed for energy efficient illumination of office areas. Optical system created by microprismatic diffuser provides pleasant diffuse lighting characteristics.

Luminaire housing made of 0,8mm sheet steel, white powder coated finish RAL9003 (white), RAL 9006 (grey), RAL9005 (black) as a standard. Luminaire is designed for suspended installation. PLANK DIR/INDIR could be optionally equipped with two independent drivers, thus enabling independent control of direct and indirect part of luminous flux distribution.

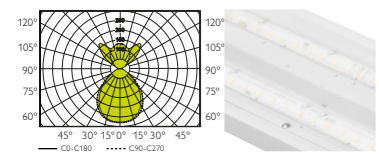
Lamp	LED
Cooling	PASSIVE
Class	I
Ingress protection	IP40
Weight	3,9-4,1 kg



PLANK DIR



PLANK DIR/INDIR



PLANK DIR/INDIR 2C



### INSTALLATION TYPE

- SUS – suspended LED luminaire

### OPTICAL SYSTEM

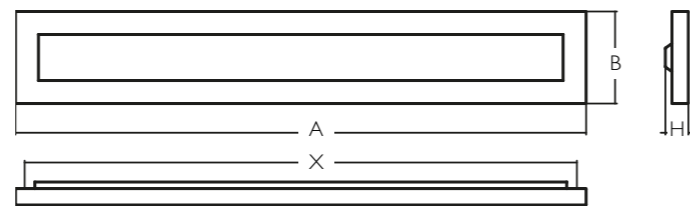
- DMP – microprismatic diffuser made of PMMA, semi-wide beam angle, increased glare prevention from side view

### ELECTRICAL EQUIPMENT

- one or two electronic LED drivers
- last generation linear LED modules fixed at the bottom of luminaire housing

### OPTIONAL EQUIPMENT

- pullswitch



Type*	System power (W)	Equivalent	A/X (mm)	B (mm)	H (mm)	kg
PLANK S DIR LED 4500lm	38	2x28W T5	1240/1200	200	50/36	3,9
PLANK S DIR TW LED 4100lm	41	2x28W T5	1240/1200	200	50/36	3,9
PLANK S DIR/INDIR LED 5300lm	43	2x28W T5	1240/1200	200	50/36	3,9
PLANK S DIR/INDIR 2C LED 3150+2300lm	43	2x28W T5	1240/1200	200	50/36	4,1
PLANK S DIR/INDIR TW LED 4100lm	41	2x28W T5	1240/1200	200	50/36	3,9

\*net lumen output of the luminaire by 4000K

2C - two circuits, separate control of DIR and INDIR part

CODE TYPE

### SPECIFICATION


	cct	optics	cri	control gear	colour	accessories
PL20SUS0LE04500 PLANK S DIR LED 4500lm	4000K	DMP	80	ECG	white	pullswitch
PL30SUS0LE04100 PLANK S DIR/INDIR LED 4100lm	3000K		90	DALI	grey	
PL21SUS0LE05300 PLANK S DIR TW LED 5300lm	Tunable White				black	
PL32SUS0LE05450 PLANK S DIR/INDIR 2C LED 3150+2300lm	2700K - 6500K					
PL31SUS0LE04100 PLANK S DIR/INDIR TW LED 4100lm						



# PLANK

## CONNECTION

SINGLE LUMINAIRE



TWO LUMINAIRES TOGETHER



THREE LUMINAIRES TOGETHER



enlighten your world

ENLIT spol. s r. o.

Priemyselná 1497/18b  
905 01 Senica  
Slovakia

T +421 905 556 800  
T +421 915 089 654  
E [info@enlit.sk](mailto:info@enlit.sk)

[www.enlit.sk](http://www.enlit.sk)