

TUNABLE
* WHITE *

LED

GENERAL CHARACTERISTICS

- high light transmission of microprismatic diffuser
- pleasant diffuse characteristic
- excellent lighting characteristics
- efficient LED technology - 160lm/W
- whole system enclosed - simple maintenance
- servicable and any time in the future replaceable internal components
- high colour rendering index (CRI>80)
- extra high colour rendering index CRI>90 available
- available in 3000K, 4000K or 5700K
- considerate to environment – without mercury content
- harmless towards illuminated objects – zero UV and IR radiation
- long lifetime 50.000 hours (L90/F10)
- application areas – offices, classrooms, banks, stores, corridors, showrooms, meeting rooms

VALUE FOR PRICE

- 1 nett system efficiency 103lm/W (value for 3-layer optical system)
- 2 back-lighting concept for maximum efficiency
- 3 the most advanced LED technology available: Tunable White 3000K - 6000K
- 4 antireflect cover layer
- 5 microprismatic diffuser for maximum visual comfort
- 6 suitable for VDU workstations: luminance of light emitting area is in accordance with EN 12464-1.
- 7 product fully manufactured and assembled in Slovakia

SKY

A little piece of sky for office environments

FUNCTIONAL DESIGN

Pragmatical functional design with clean lines could be easily adapted in any type of interior arrangement, luminaire's low profile stand out especially by suspended version.

Comprehensive range of LED luminaires designed primary for efficient office lighting consist of surface mounted and suspended versions. Both versions could be executed whether as luminaires with direct lighting characteristics only, or also with small part of indirect light distribution for brighter ceiling appearance.

TWO LIGHTING CHARACTERISTICS

Direct/Indirect versions of SKY improves ergonomoy of workplaces thanks to better brightness distribution in the room: DIR/INDIR versions leaks some light (5%) up on the ceiling for gentle ceiling illumination, thus decreasing the contrast between dark ceiling and bright surfaces.

MULTILAYER OPTICAL SYSTEM

Advanced three layer optical system for perfect light homogeneity, glare-free light and simplest possible maintenance. Microprismatic diffuser is completed with special light diffuse film for even homogenous appearance of bottom part of the luminaire and with antireflective cover layer which makes bottom of the luminaire smooth and prevents the accumulation of dust. Gleamless finish, no disturbing reflections. Very easy to clean.

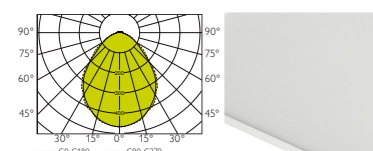


SKY

SUR



Lamp	LED
Cooling	PASSIVE
Class	I
Ingress protection	IP40
Weight	7,9-9,7 kg



SKY SUR 11 LED 3650lm DMP



Surface mounted luminaire with high efficient LED modules, primary designed for energy efficient illumination of office areas. Optical system created by microprismatic diffuser provides pleasant diffuse and glare-free lighting characteristics.

Luminaire housing and frame holding the optics are both made of 0,8mm sheet steel, powder coated. Corners of housing and frame are laser welded without any visible joints. Visible width of bottom frame only 12mm.

Luminaire designed for surface mounted installation is available in two lengths as pure direct, or direct/indirect version. Removable bottom frame attached to the housing with screws - possible future upgrade of LED technology.

INSTALLATION TYPE

- SUR – surface mounted LED luminaire

OPTICAL SYSTEM

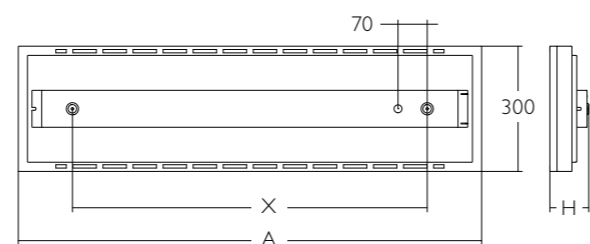
- DMP – microprismatic diffuser with pyramidal structure, PMMA

ELECTRICAL EQUIPMENT

- LED modules fixed at the bottom of luminaire housing
- electronic LED driver
- terminal block with strain relief, max. 2,5mm²

OPTIONAL EQUIPMENT

- wiring with emergency unit (1 or 3h)
- wiring with dimmable electronic control gear (DSI, DALI)
- various colour finishing
- tunable white version (3000-6000K)
- high colour rendering index (CRI>90)
- 3-layer optical system



Type*	System power (W)	Equivalent	A (mm)	X (mm)	H (mm)	kg
SKY SUR 11 LED 3650lm	36	2x28W T5	1110	850	93/53	7,9
SKY SUR 11 LED 4330lm	43	2x35W T5	1110	850	93/53	7,9
SKY SUR 11 LED 5050lm	51	2x49W T5	1110	850	93/53	7,9
SKY SUR 14 LED 4560lm	43	2x35W T5	1360	1100	93/53	9,7
SKY SUR 14 LED 5400lm	53	2x49W T5	1360	1100	93/53	9,7
SKY SUR 14 LED 6310lm	63	2x54W T5	1360	1100	93/53	9,7

*installed values of luminous flux

CODE TYPE SPECIFICATION

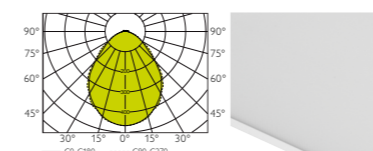
CODE	TYPE	specification					
		cct	optics	cri	control gear	colour	accessories
SKR11000LE03650	SKY SUR 11 DIR LED 3650lm	4000K	DMP	80	ECG	white	M 1h
SKR11001LE03650	SKY SUR 11 DIR/INDIR LED 3650lm	3000K	DO	90	DALI	grey	M 3h
SKR14000LE04560	SKY SUR 14 DIR LED 4560lm	5700K (on request)			DSI	black	3-layer
SKR14001LE04560	SKY SUR 14 DIR/INDIR LED 4560lm	tunable white (3000K - 6000K)					optical system

SKY


SUS



Lamp	LED
Cooling	PASSIVE
Class	I
Ingress protection	IP40
Weight	7,3-9,1 kg



SKY SUS 11 LED 3650lm DMP



Suspended luminaire with high efficient LED modules, primary designed for energy efficient illumination of office areas. Optical system created by microprismatic diffuser provides pleasant diffuse and glare-free lighting characteristics. Luminaire housing and frame holding the optics are both made of 0,8mm sheet steel, powder coated. Corners of housing and frame are laser welded without any visible joints. Visible width of bottom frame only 12mm.

Luminaire designed for suspended installation is available in two lengths as pure direct, or direct/indirect version. Standardly supplied with 4 single suspensions and 1,5m long transparent supply cable 3(5)x0,75mm². Removable bottom frame attached to the housing with screws - possible future upgrade of LED technology.

INSTALLATION TYPE

- SUS - suspended LED luminaire

OPTICAL SYSTEM

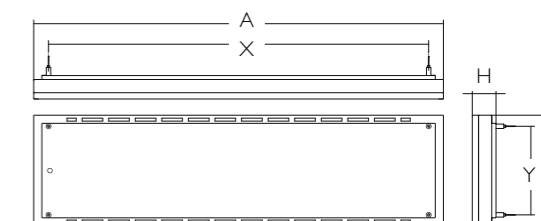

- DMP – microprismatic diffuser with pyramidal structure, PMMA

ELECTRICAL EQUIPMENT

- LED modules fixed at the bottom of luminaire housing
- electronic LED driver
- terminal block with strain relief, max. 2,5mm²

OPTIONAL EQUIPMENT

- HNT 05 - adjustable Y suspensions (two fixing points)
- wiring with emergency unit (1 or 3h)
- wiring with dimmable electronic control gear (DSI, DALI)
- supply cable with other length than 1,5m or bigger cross-section than 0,75mm²
- tunable white version (3000-6000K)
- high colour rendering index (CRI>90)
- 3-layer optical system



Type*	System power (W)	Equivalent	A/X (mm)	B/Y (mm)	H (mm)	kg
SKY SUS 11 LED 3650lm	36	2x28W T5	1110/1030	300/240	64/53	7,3
SKY SUS 11 LED 4330lm	43	2x35W T5	1110/1030	300/240	64/53	7,3
SKY SUS 11 LED 5050lm	51	2x49W T5	1110/1030	300/240	64/53	7,3
SKY SUS 14 LED 4560lm	43	2x35W T5	1360/ 1280	300/240	64/53	9,1
SKY SUS 14 LED 5400lm	53	2x49W T5	1360/ 1280	300/240	64/53	9,1
SKY SUS 14 LED 6310lm	63	2x54W T5	1360/ 1280	300/240	64/53	9,1

*installed values of luminous flux

CODE TYPE SPECIFICATION

CODE	TYPE	specification					
		cct	optics	cri	control gear	colour	accessories
SKS11000LE03650	SKY SUS 11 DIR LED 3650lm			80	ECG	white	M 1h
SKS11001LE03650	SKY SUS 11 DIR/INDIR LED 3650lm	tunable white (3000K-6000K)	DMP	80	ECG	white	M 1h
SKS14000LE04560	SKY SUS 14 DIR LED 4560lm	3000K	DO	90	DALI	grey	M 3h
SKS14001LE04560	SKY SUS 14 DIR/INDIR LED 4560lm	4000K 5700K (on request)			DSI	black	HNT 05 3-layer optical system